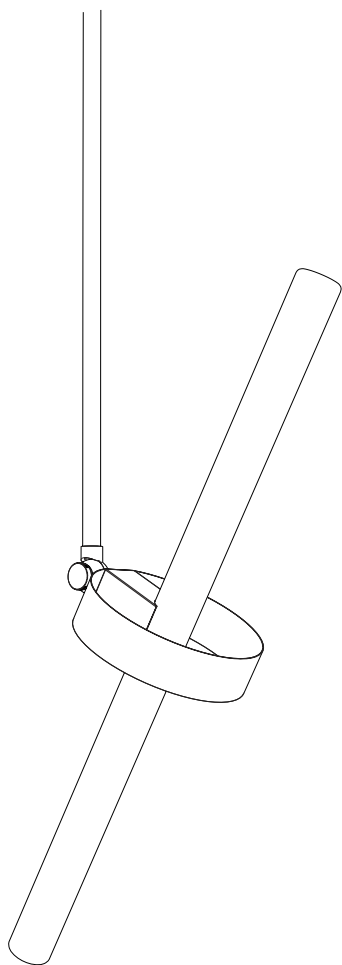


# Wiper

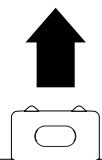
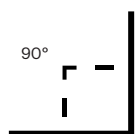
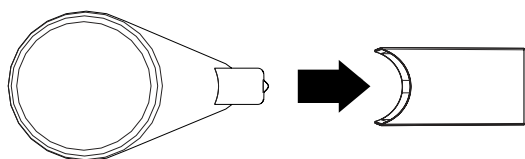
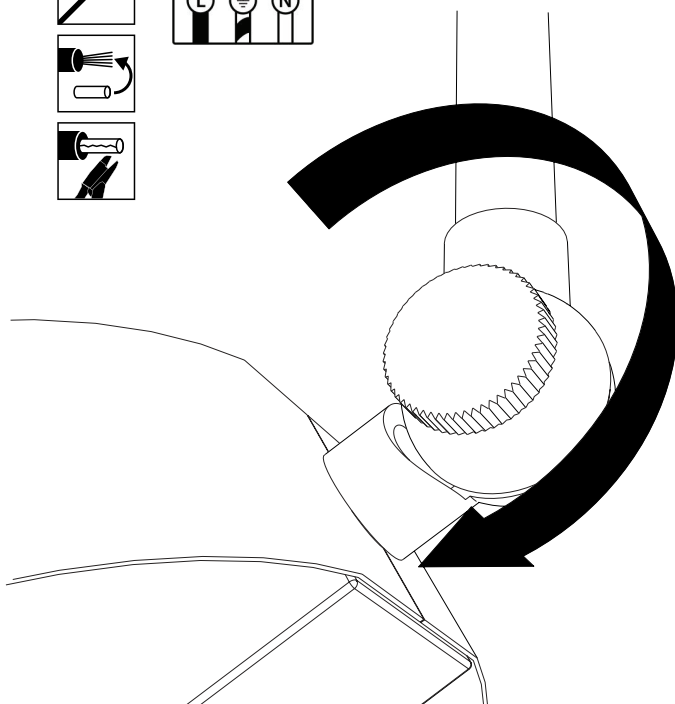
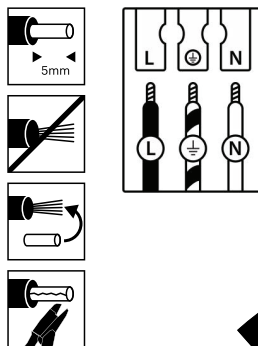
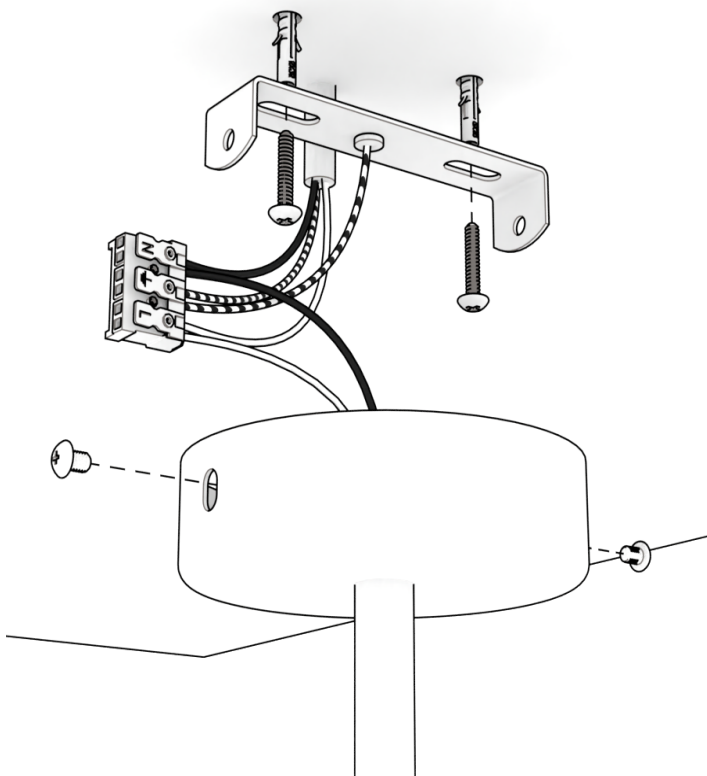
ceiling lamp  
s14d



Designed by  
Studio RLOON Berlin

@syntax.lights  
www.syntax-lights.com

Betriebsspannung Operating voltage Tension de service Tensione di esercizio Bedrijfsspanning Arbetsspänning	230V	Frequenz Frequency Fréquence Frequentie Frequenza Frekvens	50-60Hz
Leistung Power Puissance Potenza Vermogen Prestanda	max. 20W	Betriebstemperatur Operating temperature Température de service Temperatura di funzionamento Bedrijfstemperatuur Drifttemperatur	-30°C - +30°C
Lagerungstemperatur Storage temperature Température de stockage Temperatura di stoccaggio Opslagtemperatuur Förvaringstemperatur	-40°C - +50°C	Garantie Guarantee Garantie Garanzia Garantie Garanti	2 years



- DE** Setzen Sie das Leuchtmittel mittig und im rechten Winkel zur Fassung ein.  
**EN** Insert the bulb centrally and at 90° to the socket.  
**FR** Insérez l'ampoule au centre et à angle droit de la douille.  
**IT** Inserire la lampadina centralmente e perpendicolarmente alla presa.  
**NL** Plaats de gloeilamp in het midden en in een rechte hoek ten opzichte van de fitting.  
**SW** Sätt in glödlampan centralt och i rät vinkel mot sockeln.

